

# CBSE | DEPARTMENT OF SKILL EDUCATION

## MUTLI MEDIA (SUBJECT CODE 415)

### MARKING SCHEME FOR CLASS IX (SESSION 2023-2024)

Max. Time: 2 Hours

Max. Marks: 50

#### General Instructions:

1. Please read the instructions carefully.
2. This Question Paper consists of **21 questions** in two sections – Section A & Section B.
3. Section A has Objective type questions whereas Section B contains Subjective type questions.
4. **Out of the given (5 + 16 =) 21 questions, a candidate has to answer (5 + 10 =) 15 questions in the allotted (maximum) time of 2 hours.**
5. All questions of a particular section must be attempted in the correct order.
6. **SECTION A - OBJECTIVE TYPE QUESTIONS (24 MARKS):**
  - i. This section has 05 questions.
  - ii. There is no negative marking.
  - iii. Do as per the instructions given.
  - iv. Marks allotted are mentioned against each question/part.
7. **SECTION B – SUBJECTIVE TYPE QUESTIONS (26 MARKS):**
  - i. This section contains 16 questions.
  - ii. A candidate has to do 10 questions.
  - iii. Do as per the instructions given.
  - iv. Marks allotted are mentioned against each question/part.

### SECTION A: OBJECTIVE TYPE QUESTIONS


Q. No.	QUESTION	Source Material (NCERT/PSSCIVE/ CBSE Study Material)	Unit/ Chap. No.	Page no. of source material	Marks
<b>Q. 1</b>	<b>Answer any 4 out of the given 6 questions on Employability Skills (1 x 4 = 4 marks)</b>				
i.	d) Time	CBSE Study material	1	5	1
ii.	Step 1 – Appreciate achievements and accept failures Step 2 – Have a goal and take steps towards it Step 3 – always look at the goal side and be happy <b>(Write any two steps)</b>	CBSE Study Material	2	68	1
iii.	Keys, such as Control (CTRL), SHIFT, SPACEBAR, ALT, CAPS LOCK, and TAB	CBSE Study Material	3	105	1
iv.	Product	CBSE Study Material	4	153	1
v.	Man-made disaster is Global warming, and natural disaster is earth quake.	CBSE Study Material	5	188	1

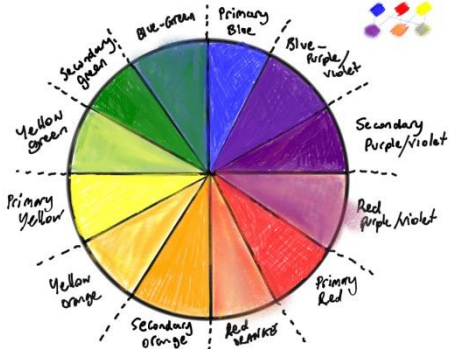
vi.	c) Mental stress	CBSE Study Material	2	83	1
<b>Q. 2</b>	<b>Answer any 5 out of the given 6 questions (1 x 5 = 5 marks)</b>				
i.	Isaac Newton	CBSE Study Material	1		1
ii.	Tertiary	CBSE Study Material	1		1
iii.	Luminance	CBSE Study Material	1		1
iv.	rich tool tips	CBSE Study Material	2		1
v.	Composition	CBSE Study Material	2		1
vi.	Rim	CBSE Study Material	3		1
<b>Q. 3</b>	<b>Answer any 5 out of the given 6 questions (1 x 5 = 5 marks)</b>				
i.	yellow symbolizes happiness, warmth, anger and sunshine	CBSE Study Material	1	13	1
ii.	Primary colors include red, blue and yellow. Primary colors cannot be mixed from other colors. They are the source of all other colors.	CBSE Study Material	1	16	1
iii.	.psd	CBSE Study Material	2	30	1
iv.	Adobe Photoshop is software used for editing photographs, compositing digital art, animating, and graphic design.	CBSE Study Material	2		1
v.	Dock	CBSE Study Material	2	25	1
vi.	type	CBSE Study Material	2	45	1
<b>Q. 4</b>	<b>Answer any 5 out of the given 6 questions (1 x 5 = 5 marks)</b>				
i.	Cyan, Magenta, yellow and Key(black)	CBSE Study Material	1	19	1
ii.	American brothers Thomas and John Knoll, who sold the distribution license to Adobe Systems Incorporated in 1988.	CBSE Study Material			1
iii.	Tab or Shift+Tab.	CBSE Study Material	2	24	1
iv.	Fill	CBSE Study Material	3	199	1
v.	Small Strobe Reflectors, Beauty Dish, Snoot, Barndoors, Gels ( <b>any four</b> )	CBSE Study Material	3	204	1
vi.	architectural or natural frames and man-made	CBSE Study Material	3	167	1

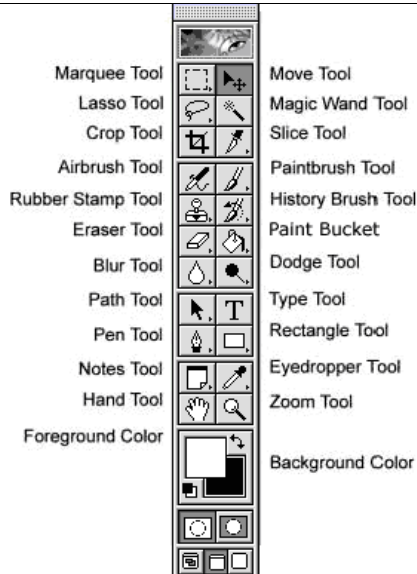
<b>Q. 5</b>					
<b>Answer any 5 out of the given 6 questions (1 x 5 = 5 marks)</b>					
i.	Tertiary colors are created with mixing of a primary color with secondary color. There are six tertiary colors	CBSE Study Material	1	17	1
ii.	The Layers panel lists all layers in an image, from the top layer to the Background layer at the bottom. It creates new layer after changes done in photo.	CBSE Study Material	2	23	1
iii.	Fill Pixels	CBSE Study Material	2	36	1
iv.	blending mode	CBSE Study Material	2	120	1
v.	Reflectors, strobes, Walls/Ceilings	CBSE Study Material	3	199	1
vi.	Green backdrops are used in any situation where you are intending on adding a background (different from the one where you are when you are taking the photos) at a later date.	CBSE Study Material	3	223	1

## **SECTION B: SUBJECTIVE TYPE QUESTIONS**

Q. No.	QUESTION	Source Material (NCERT/PSSCIVE/ CBSE Study Material)	Unit/ Chap. No.	Page no. of source material	Marks
<b>Answer any 3 out of the given 5 questions on Employability Skills in 20 – 30 words each (2 x 3 = 6 marks)</b>					
Q. 6	For example: "Are you feeling better today?" would be regarded as a closed question: it elicits a yes–no response.	CBSE Study Material	1	61	2
Q. 7	Positive thinking leads to good results for us like: <ul style="list-style-type: none"> <li>• overcoming challenges,</li> <li>• making you do well or making you an energetic individual,</li> <li>• helping you get better at work, and</li> <li>• making you and people around you happy.</li> </ul>	CBSE Study Material	4	71	2
Q. 8	Some popular operating systems that are used in mobile phones are: <ul style="list-style-type: none"> <li>• Android</li> <li>• Symbian</li> <li>• Windows Phone</li> <li>• iOS</li> </ul>	CBSE Study Material	3	49	2
Q. 9	Qualities of a successful entrepreneur are: <ul style="list-style-type: none"> <li>• Patience</li> <li>• Positivity</li> <li>• Hardworking, Never Giving Up and Perseverance</li> </ul>	CBSE Study Material	4	144	2

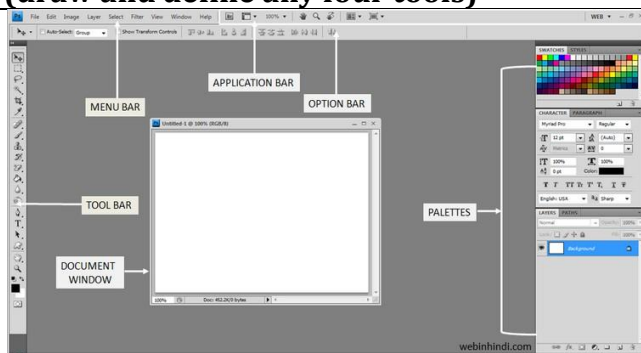
	<ul style="list-style-type: none"> <li>• Confidence</li> <li>• Open to Trial and Error</li> <li>• Creativity and Innovation</li> </ul>				
Q. 10	<ul style="list-style-type: none"> <li>• it aims at development of environment without causing any harm to it</li> </ul>	CBSE Study Material	5	149	2
<b>Answer any 4 out of the given 6 questions in 20 – 30 words each (2 x 4 = 8 marks)</b>					
Q. 11	Colour theory is <u>both an art and science</u> . Artists and scientists both desired to explore the nature of color in their own mediums, and only through the synergy of their research can understanding the fundamental human experience of color vision move forward. As famous color theorist Josef Albers said, “Ah, the creative process is the same secret in science as it is in art. They are all the same absolutely.”	CBSE Study Material	1	5	2
Q. 12	<p><b>Tint:</b> If a color is made lighter by adding white in pure Hue, the result is called a tint. Example: red + white = pink</p> <p><b>Tone:</b> If gray is added in pure Hue, the result is a different tone. Example: yellow + grey=olive green</p>	CBSE Study Material	1	18	2
Q. 13	A workspace, is the entire working area of Photoshop. It encompasses all the menus, tools, layers and panels. Workspaces determine which of Photoshop's panels are displayed on the screen and how those panels are arranged.	CBSE Study Material	2	22	2
Q. 14	<ol style="list-style-type: none"> <li>1. Lighting is a key factor in creating a successful image.</li> <li>2. Lighting determines brightness and darkness</li> <li>3. Lighting also determines tone, mood, and atmosphere.</li> <li>4. Lighting is necessary to control and manipulate light.</li> </ol>	CBSE Study Material	3	189	2
Q. 15	<p><b>Repetition</b> in photography means using repeating shapes, a certain size, colour or a repetitive pattern inside the frame as part of the composition.</p> <p><b>Pattern</b> is a combination of elements that are repeated may times.</p> <p>Example:</p> 	CBSE Study Material	3	153	2

<b>Q. 16</b>	<p>Goals of Good Lighting are:</p> <ul style="list-style-type: none"> <li>• A full range of tones and gradations of tone</li> <li>• Color control and balance</li> <li>• Shape and dimension in the individual subjects</li> <li>• Separation: subjects stand out against the background</li> <li>• Depth and dimension in the frame</li> <li>• Texture</li> <li>• Mood and tone: emotional content</li> <li>• Exposure</li> </ul> <p><b>(any four points)</b></p>	<b>CBSE Study Material</b>	<b>3</b>	<b>196</b>	<b>2</b>
<b>Answer any 3 out of the given 5 questions in 50– 80 words each (4 x 3 = 12 marks)</b>					
<b>Q. 17</b>	 <p>The color wheel shows you how colors are related to each other and what different effects can be achieved when they are used alongside and opposite each other. It is used to separate the spectrum into 12 different colors. Here colours are categorized into three parts – Primary, Secondary and Tertiary. It also defines Hue, Tint, Shade and Tones.</p> <p>The first color wheel was presented by Sir Isaac Newton in the 17th century. The color wheel is a standard method used for explaining the mixing of colors.</p>	<b>CBSE Study Material</b>	<b>1</b>	<b>17</b>	<b>4</b>
<b>Q. 18</b>	<p>The toolbox contains the main tools for working on images. Click any tool to select and use it. By default Tools bar appears on the left side of the window.</p>	<b>CBSE Study Material</b>	<b>2</b>	<b>25</b>	<b>4</b>



(draw and define any four tools)

Q. 19



CBSE Study Material

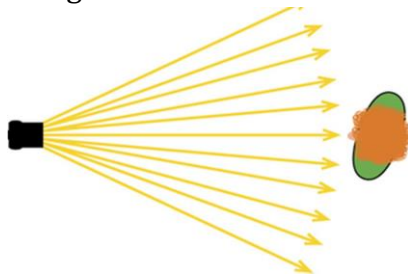
2

23

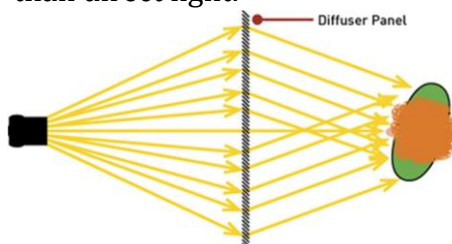
4

Q. 20

- a) **Reflected light**
- b) **Direct light** flies straight from the light source to the subject. Direct light typically creates shadows with high contrast and hard edges.



- c) **Diffused light** passes through a semi-transparent material on the way from the source to the Subject. Diffused light creates shadows with lower contrast and softer edges than direct light.

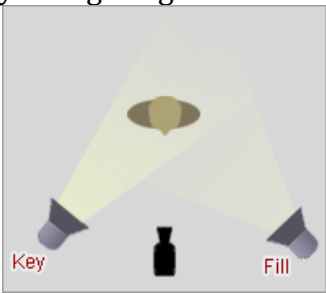
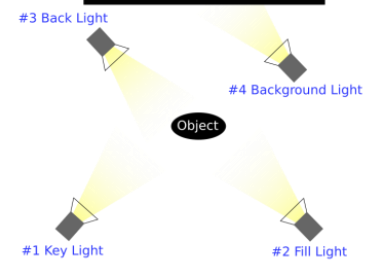


CBSE Study Material

3

217

4  
(1+2+2)

<p><b>Q. 21</b></p>	<p><b>Two-Point Lighting</b>          When we want the subtleness of a single light source but want people to stand out in 3D, two-point lighting can be a great way to add dimensionality without going overboard on your lighting.</p>  <p>The diagram shows a top-down view of a central object (a bottle) on a grey surface. Two light sources, labeled 'Key' and 'Fill', are positioned at the bottom left and bottom right respectively. Yellow light cones from each source converge on the object, creating a soft, two-dimensional effect.</p> <p><b>Four-Point Lighting</b>          Four-point lighting consists of exactly the same setup as three-point lighting, with an additional fourth light dedicated to illuminating the background. Four-point lighting: The addition of a fourth lamp enables you to highlight the background of the scene.</p>  <p>The diagram shows a top-down view of a central object (a bottle) on a grey surface. Four light sources are arranged around the object: #1 Key Light (bottom left), #2 Fill Light (bottom right), #3 Back Light (top left), and #4 Background Light (top right). Yellow light cones from each source converge on the object, creating a three-dimensional effect with a highlighted background.</p>	<p><b>CBSE Study Material</b></p>	<p><b>3</b></p>	<p><b>219</b></p>	<p><b>4</b></p>
---------------------	---	-----------------------------------	-----------------	-------------------	-----------------