



केन्द्रीय माध्यमिक शिक्षा बोर्ड

(शिक्षा मंत्रालय, भारत सरकार के अधीन एक स्वायत्त संगठन)

CENTRAL BOARD OF SECONDARY EDUCATION

(An Autonomous Organisation under the Ministry of Education, Govt. of India)

Circular No.ACAD-43/2021

Date 10.06.2021

CBSE/Training & Skill Edu./2021

To

The Heads of All affiliated schools to CBSE

Subject: Free Online Training Programme on Storytelling as Pedagogy.

In India we have classrooms with students from length and breadth of the country representing truly multicultural and diverse backgrounds. It is pertinent to have inclusive classrooms, create empathy in the classroom and allow students to reach universal understanding through the personal experiences of other students and community at large. Stories may serve this purpose as they open the mind so that the hearer is ready to take things in. Storytelling as a pedagogical tool may provide a way to transform this multicultural, diverse classroom into an inclusive classroom where students understand each other and appreciate and celebrate the diversity. The magic of storytelling changes the atmosphere in the classroom and in so doing enhances the learning environment.

CBSE has always supported its teachers and students with the courses, resources and techniques which help them in presenting facts and ideas in such a way that students not only understand it but also retain the knowledge. Story telling as Pedagogy is yet another such course. Storytelling as a pedagogical tool may be used to explore regional and cultural diversity of our country, to integrate stories into the curriculum at all levels, to find out new storytelling methods, to create variety of new stories, and to fuel the power of imagination and creativity.

Course consists of one webinar, course material and assessment by using Google Classroom. Webinar shall be conducted in different languages. These webinars shall be live streamed on YouTube channel of the Board, wherein the experts shall be sharing with you the details of the course and its nuances:

Please note:

- There is no need of registration.
- Join the webinar by clicking on respective link given in the Annexure A.
- Course material and assessment shall be available in respective classrooms.
- Link of Classrooms shall be available on <http://cbsestorytellingaspedagogy.blogspot.com> from 14th June 2021
- Link of the classrooms on above domain shall be changed when one Cohort is filled.
- Participants are advised to join only one Cohort and use the available current link at the time of joining.

'शिक्षा सदन', 17, राऊज़ एवेन्यू, इंस्टीटूशनल एरिया, नई दिल्ली-110002

'Shiksha Sadan', 17, Rouse Avenue, Institutional Area, New Delhi – 110002





केन्द्रीय माध्यमिक शिक्षा बोर्ड

(शिक्षा मंत्रालय, भारत सरकार के अधीन एक स्वायत्त संगठन)

CENTRAL BOARD OF SECONDARY EDUCATION

(An Autonomous Organisation under the Ministry of Education, Govt. of India)

- Participants can join the classroom and assessment by using their @cbse-digital-education ID only.
- Board has shared teachers' IDs with the schools through the CBSE Centre of Excellence. Teachers, who did not receive cbse-digital-education ID, can contact concerned Centre of Excellence through their school, individual request will not be considered.
- Certificate shall be awarded to the participants on successful completion of assessment.
- Assessment Link in the respective classroom will be available for the participants from 01st July 2021, 10:00 am to 28th July 2021, 4:00 pm.
- Participants are advised to fill the assessment form with utmost care. One participant can submit assessment only once.
- Spelling of the Name and email id shall be checked twice while submitting the assessment form. Any mistake will reflect in the certificate.
- Participants can download their certificates from 05th August 2021 onwards from CBSE Training Portal <https://cbseit.in/cbse/training>.
- The medium of course material and assessment will be English only.

Principals and teachers of all the schools affiliated to the Board are requested to join the course. Participation guidelines are given at Annexure A. For any query you can contact us on support@cbse-digital-education.in

Biswajit Saha

(Dr. Biswajit Saha)

Director (Skill Education and Training)



'शिक्षा सदन', 17, राऊज़ एवेन्यू, इंस्टीट्यूशनल एरिया, नई दिल्ली-110002

'Shiksha Sadan', 17, Rouse Avenue, Institutional Area, New Delhi – 110002





Annexure A

Step 1 Watch the webinar in your preferred language:

S. N.	Date	Time	Medium of Instruction	Live streaming link
1	14.06.2021	03:00 pm to 04:00 pm	English	https://youtu.be/_0hpfRx8gA4
2	15.06.2021	03:00 pm to 04:00 pm	Hindi	https://youtu.be/2EJuaNRINQs
3	21.06.2021	03:00 pm to 04:00 pm	Tamil	https://youtu.be/LuKM6HwV-14
4	28.06.2021	11:30 am to 12:30 pm	Punjabi	https://youtu.be/iEInDvna8hY
5	29.06.2021	03:00 pm to 04:00 pm	Bangla	https://youtu.be/MfLe92LHSu4

These webinars are open to all. Just click on respective link and you will be directed to youtube channel.

- Content of the Webinars shall be same; participants are advised to attend one webinar of their preferred language.
- Webinars in other languages shall also be scheduled based on the demand.

Step 2 Find the Classroom Code

Link of Classrooms shall be available on <http://cbsestorytellingaspedagogy.blogspot.com> from 14th June 2021

Storytelling as a Pedagogy

SEARCH

This page maybe used to see the classcode. Link given in this page shall be changed when one Cohort/Classroom is filled. Participants are advised to join only one cohort and use the available current link at the time of joining.

Classcode

June 09, 2021

SHARE POST A COMMENT

READ MORE

Recent posts



‘शिक्षा सदन’, 17, राऊज़ एवेन्यू, इंस्टीटूशनल एरिया, नई दिल्ली-110002

‘Shiksha Sadan’, 17, Rouse Avenue, Institutional Area, New Delhi – 110002





केन्द्रीय माध्यमिक शिक्षा बोर्ड

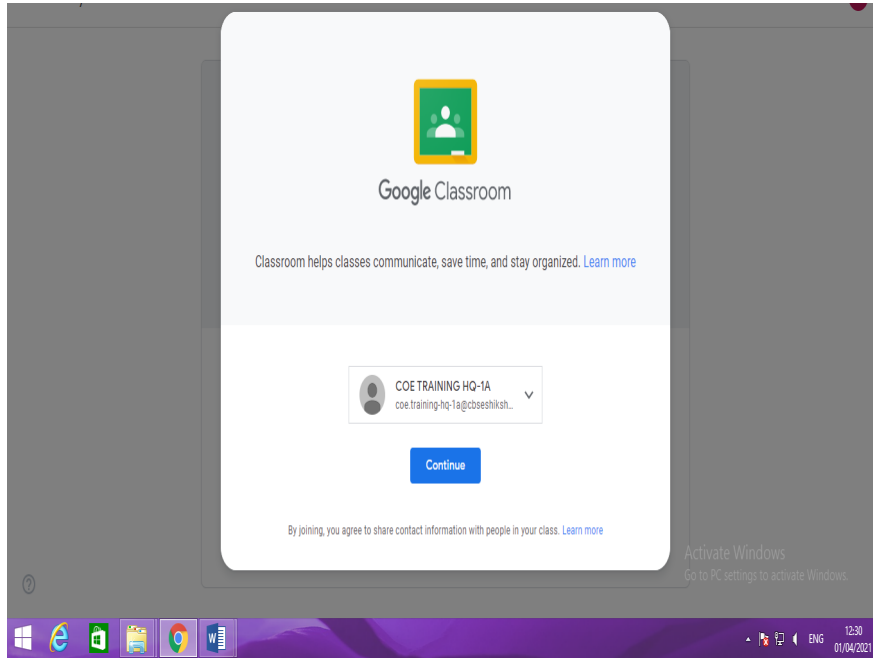
(शिक्षा मंत्रालय, भारत सरकार के अधीन एक स्वायत्त संगठन)

CENTRAL BOARD OF SECONDARY EDUCATION

(An Autonomous Organisation under the Ministry of Education, Govt. of India)

Step 3 Entry in the classroom

Please click on the classroom code. You will be directed to Google classroom, please click continue by using your @cbse.digitaledu.in



If you use another email Id to login, you will receive a message on the screen like this



‘शिक्षा सदन’, 17, राऊज़ एवेन्यू, इंस्टीट्यूशनल एरिया, नई दिल्ली-110002

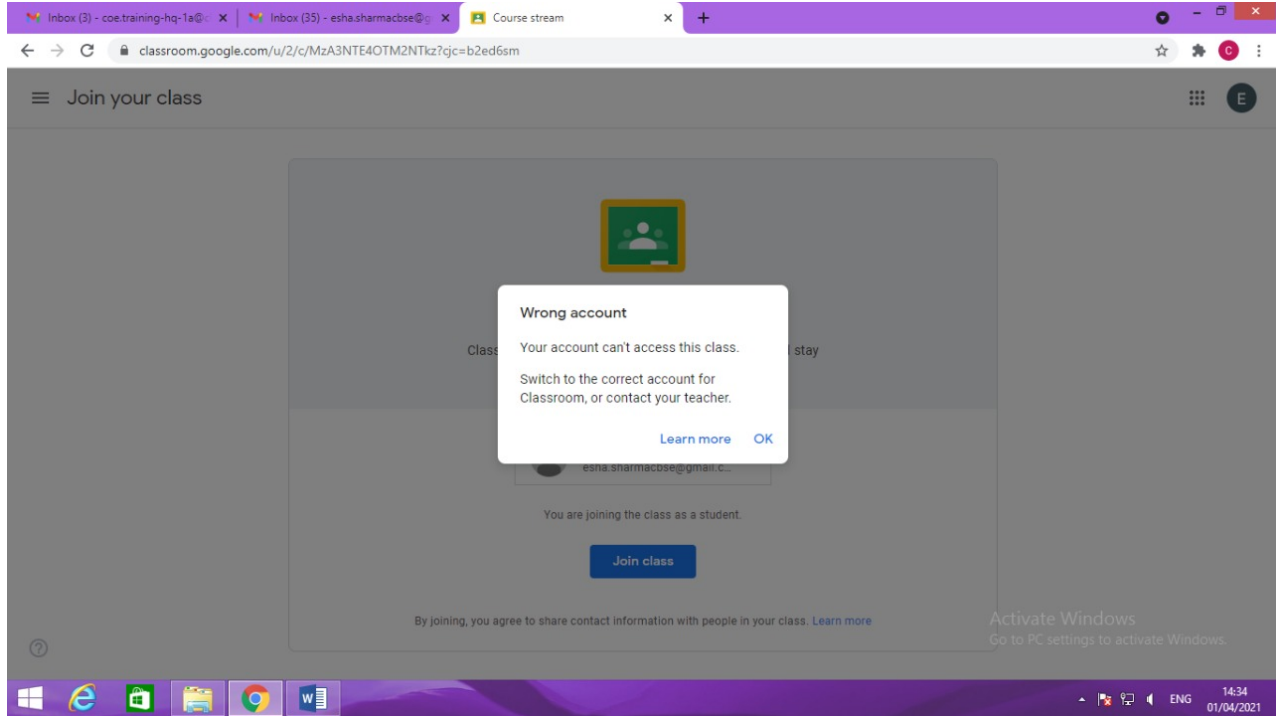
‘Shiksha Sadan’, 17, Rouse Avenue, Institutional Area, New Delhi – 110002





केन्द्रीय माध्यमिक शिक्षा बोर्ड (शिक्षा मंत्रालय, भारत सरकार के अधीन एक स्वायत्त संगठन)

CENTRAL BOARD OF SECONDARY EDUCATION (An Autonomous Organisation under the Ministry of Education, Govt. of India)



Step- 4 Getting Course Material in the Classroom

After login with your cbsedigital.edu.in email, screen will appear like this, please click on "Classwork" option, go through the content appearing in the classroom and use it as per directions given in the webinars.



'शिक्षा सदन', 17, राऊज़ एवेन्यू, इंस्टीट्यूशनल एरिया, नई दिल्ली-110002

'Shiksha Sadan', 17, Rouse Avenue, Institutional Area, New Delhi – 110002





+ Create

Meet Google Calendar Class Drive folder

All topics

About the course

Unit 1

Unit 2

Unit 3

Unit 4

Unit 5

Assessment

About the course



Storytelling As Pedagogy: An Introduction

Posted May 24

Unit 1



What is Story and Storytelling?

Posted May 24



What is Storytelling-Video

Posted May 24



History of Storytelling

Posted May 24



History of Storytelling-Video

Posted May 24



Step- 5 Assessment

Towards the end in the classroom you can see the Assessment link.



‘शिक्षा सदन’, 17, राऊज़ एवेन्यू, इंस्टीटूशनल एरिया, नई दिल्ली-110002

‘Shiksha Sadan’, 17, Rouse Avenue, Institutional Area, New Delhi – 110002





Storytelling as Pedagogy

Stream Classwork People Grades

Story based lesson planning Posted May 24

Story-based Assessment. Posted May 24

Story-based Assessment-Video Posted May 24

Unit 5

How to craft a Story? Posted May 24

Assessment

Assessment for Certification Edited 3:17 PM

After clicking on the Google Forms link of Assessment, you can view following screen
Please make sure that you have logged in with your cbsedigitaledu.in email, if any other email id is showing here (circled area) then please click on switch account and choose the your cbsedigitaledu.in email

Assessment for 'Storytelling as Pedagogy'

The name, username and photo associated with your Google account will be recorded when you upload files and submit this form.

Not logged in with [coe.training-hq-5@cbsedigitaledu.in](#) [Switch account](#)

* Required

Name of the Participant (as it should appear in the certificate)

Your answer

(Please submit it carefully as each participant will be able to do this only once)

Step- 6Upload lesson plan



'शिक्षा सदन', 17, राऊज़ एवेन्यू, इंस्टीट्यूशनल एरिया, नई दिल्ली-110002

'Shiksha Sadan', 17, Rouse Avenue, Institutional Area, New Delhi – 110002





केन्द्रीय माध्यमिक शिक्षा बोर्ड

(शिक्षा मंत्रालय, भारत सरकार के अधीन एक स्वायत्त संगठन)

CENTRAL BOARD OF SECONDARY EDUCATION

(An Autonomous Organisation under the Ministry of Education, Govt. of India)

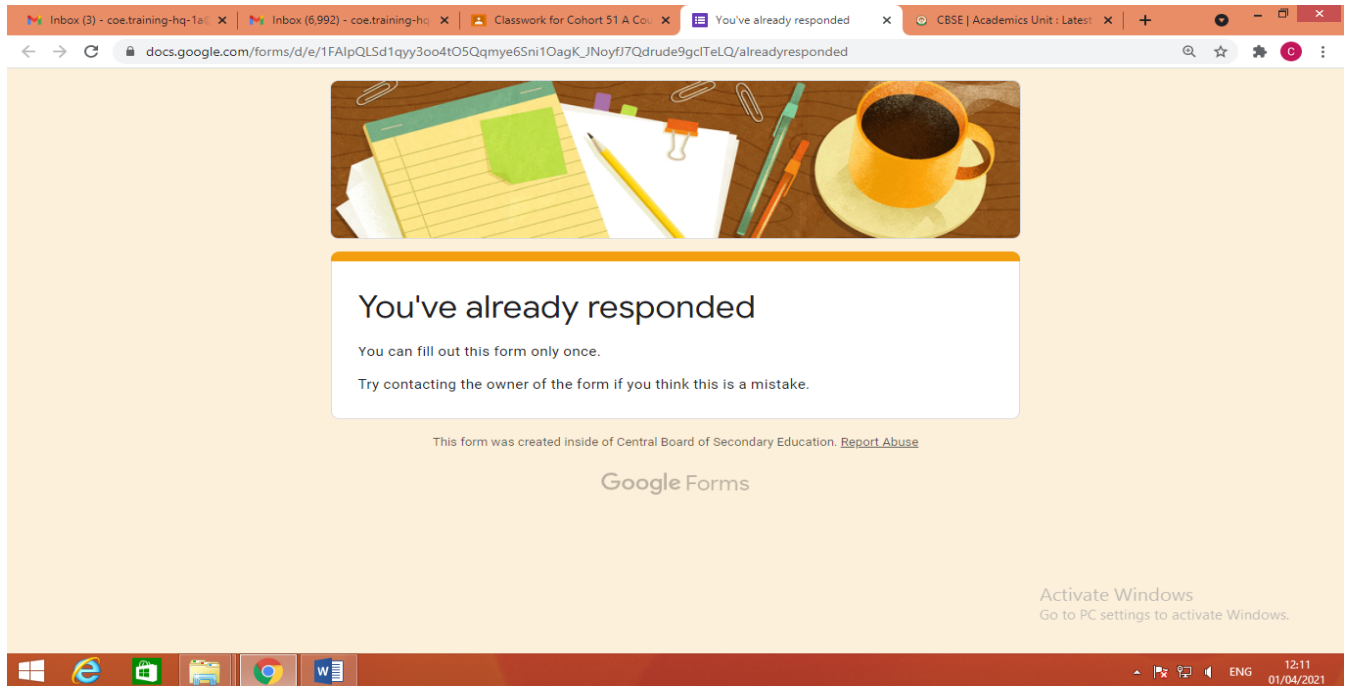
Upload your lesson plan here (after last question on assessment Google form) and submit it

Upload lesson plan *

[Add file](#)

Submit

Once the response is submitted, it cannot be edited nor can it be submitted again. If you try again, you will get the screen like this



‘शिक्षा सदन’, 17, राऊज़ एवेन्यू, इंस्टीटूशनल एरिया, नई दिल्ली-110002

‘Shiksha Sadan’, 17, Rouse Avenue, Institutional Area, New Delhi – 110002





केन्द्रीय माध्यमिक शिक्षा बोर्ड
(शिक्षा मंत्रालय, भारत सरकार के अधीन एक स्वायत्त संगठन)
CENTRAL BOARD OF SECONDARY EDUCATION
(An Autonomous Organisation under the Ministry of Education, Govt. of India)

To remind you once again, if you use any other email instead of your @cbsedigitaledu.in email for submission of your Self-assessment, you will get a message like this.

Inbox (3) - coe.training-hq-1a@... x You need permission x +

docs.google.com/forms/d/e/1FAIpQLSd1qyy3oo4t05Qqmye6Sni10agK_JNoyfj7Qdrude9gdTeLQ/formrestricted?pli=1

You need permission

This form can only be viewed by users in the owner's organisation.

Try contacting the owner of the form if you think that this is a mistake. [Learn more.](#)

[Report Abuse](#)

Google Forms

Activate Windows
Go to PC settings to activate Windows.

12:40
01/04/2021



'शिक्षा सदन', 17, राऊज़ एवेन्यू, इंस्टीटूशनल एरिया, नई दिल्ली-110002

'Shiksha Sadan', 17, Rouse Avenue, Institutional Area, New Delhi – 110002

