

Notification

In order to conduct Academic Quality Review for Assessment of Speaking and Listening Skills (ASL), schools are requested to upload the marks obtained by students during the **Academic Session 2014-15 (in SA-II Examination for Class IX and the Term Examination for Class XI)**. The schools may follow the steps given in Annexure-1. The last date to submit the data is **19th September, 2015**.

Sd/-

(D.T. Sudharsan Rao)

JS & I/C (Academic and Training)

ANNEXURE-1

Steps for ASL

Step 1:

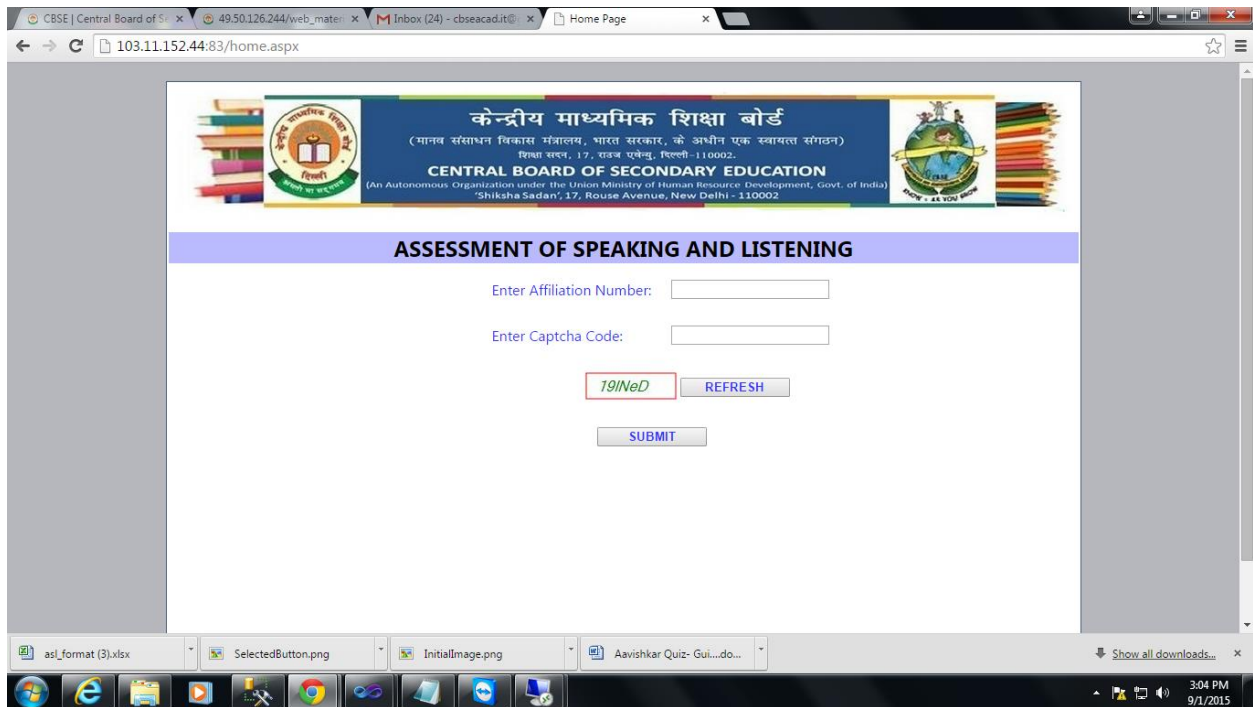
Click on the link given below

<http://103.11.152.46/Home.aspx>

Link will be activated from 9th September, 2015.

Step 2:

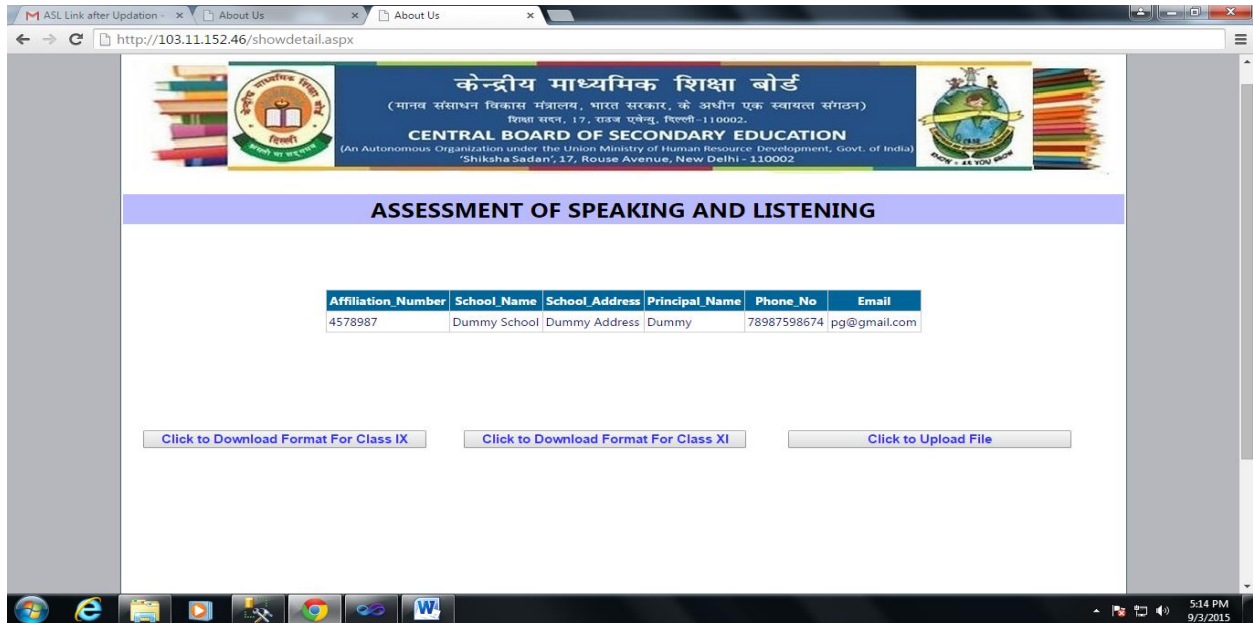
Enter School Affiliation Number and Captcha code:



The screenshot shows a web browser window displaying the Central Board of Secondary Education (CBSE) website. The page title is "ASSESSMENT OF SPEAKING AND LISTENING". The header features the CBSE logo and text in Hindi and English: "केन्द्रीय माध्यमिक शिक्षा बोर्ड" (Central Board of Secondary Education), "(मानव संसाधन विकास मंत्रालय, भारत सरकार, के अधीन एक स्वायत्त संगठन)" (An Autonomous Organization under the Union Ministry of Human Resource Development, Govt. of India), "शिक्षा सदन, 17, राउज रोड, दिल्ली-110002" (Shiksha Sadan, 17, Rouse Avenue, New Delhi - 110002). The main content area contains a form with two input fields: "Enter Affiliation Number:" and "Enter Captcha Code:". Below the fields are three buttons: "REFRESH" (with a captcha image showing "19INeD"), "SUBMIT", and "REFRESH". The browser's address bar shows "103.11.152.46/home.aspx". The taskbar at the bottom shows several open applications, including "asl_format (3).xlsx", "SelectedButton.png", "InitialImage.png", and "Aavishkar Quiz- Gui...do...". The system tray shows the time as 3:04 PM on 9/1/2015.

Step 3:

School Details will appear. Click on “Click to download format for class IX” to download excel format for class IX and click on “Click to download format for class XI” to download excel format for class XI. And Click on “Click to Upload File” to upload excel with marks.



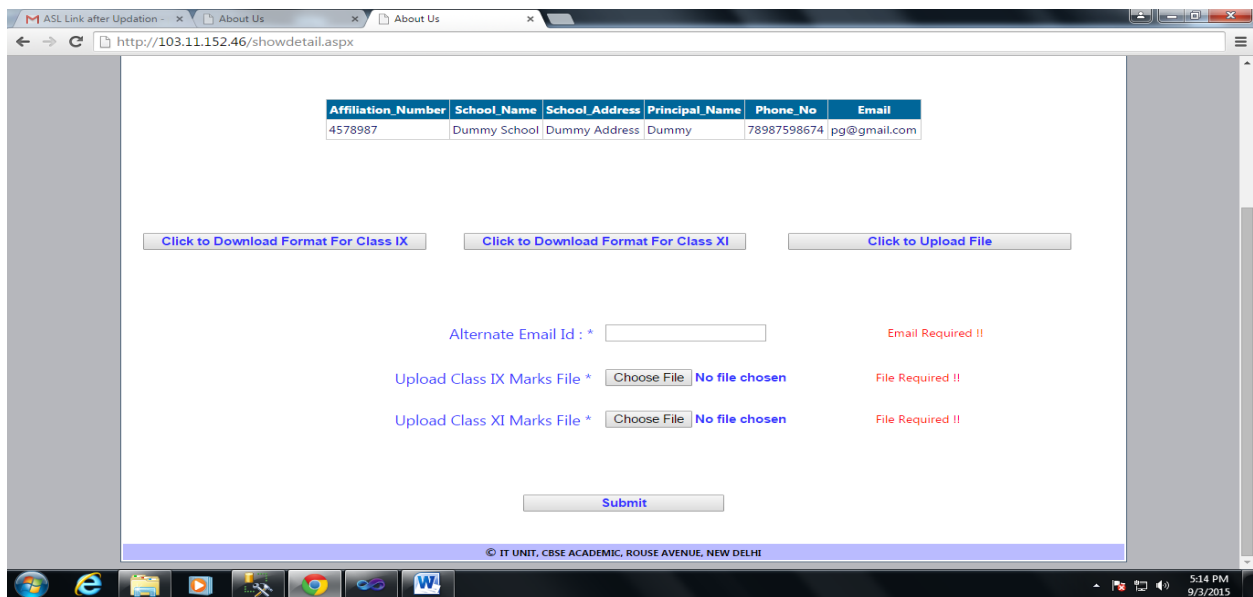
The screenshot shows a web browser window displaying the Central Board of Secondary Education (CBSE) website. The page title is "ASSESSMENT OF SPEAKING AND LISTENING". Below the header, there is a table with the following data:

Affiliation Number	School Name	School Address	Principal Name	Phone No	Email
4578987	Dummy School	Dummy Address	Dummy	78987598674	pg@gmail.com

Below the table, there are three buttons: "Click to Download Format For Class IX", "Click to Download Format For Class XI", and "Click to Upload File".

Step 4:

Enter email id and upload file for class IX and XI. Maximum file size to be uploaded is 3MB.



The screenshot shows the same web browser window as in Step 3, but with the upload form visible. The table from Step 3 is still present. Below the table, there are three buttons: "Click to Download Format For Class IX", "Click to Download Format For Class XI", and "Click to Upload File".

Below the buttons, there is a form with the following fields:

- Alternate Email Id : * (Email Required !!)
- Upload Class IX Marks File * No file chosen (File Required !!)
- Upload Class XI Marks File * No file chosen (File Required !!)

At the bottom of the form, there is a "Submit" button.

© IT UNIT, CBSE ACADEMIC, ROUSE AVENUE, NEW DELHI

Step 5:

Confirmation Page

The screenshot shows a web browser window with the following content:

- Browser Tabs:** CBSE | Central Board of S..., 49.50.126.244/web_mater..., Inbox (24) - cbseacad.it..., Home Page
- Address Bar:** 103.11.152.44:83/final.aspx
- Page Header:**
 - Logo of the Central Board of Secondary Education (CBSE) on the left.
 - Text in Hindi: **केन्द्रीय माध्यमिक शिक्षा बोर्ड**
 - Text in English: **CENTRAL BOARD OF SECONDARY EDUCATION**
 - Address: (मानव संसाधन विकास मंत्रालय, भारत सरकार, के.ए.पी.एन. एक स्वायत्त संगठन) शिक्षा सदन, 17, राउज एवेन्यू, दिल्ली-110002. (An Autonomous Organization under the Union Ministry of Human Resource Development, Govt. of India) 'Shiksha Sadan', 17, Rouse Avenue, New Delhi - 110002
 - Logo of the Ministry of Human Resource Development on the right.
- Main Content:**
 - A blue banner with the text: **ASSESSMENT OF SPEAKING AND LISTENING**
 - A red message: **Congratulations !! You have successfully uploaded file.**
- Taskbar:** Shows several open applications: asl_format (3).xlsx, SelectedButton.png, InitialImage.png, and Aavishkar Quiz- Gui...do... The system clock shows 3:08 PM on 9/1/2015.